# Made-to-Measure FreeCut COB Under-Cabinet Lighting 24V

340 LEDs/m | 9W per metre | Cut anywhere | 10m powered from one end

| 7 Years | IP20 | 10m | Anywhere | 10mm | 2700K-6500K | 24V |
|---|---|---|---|---|---|---|
| WARRANTY | IP RATING | MAX RUN | CUT | PCB WIDTH | COLOUR TEMP | DC |

## SPECIFICATIONS

| | |
|---|---|
| LED type | COB LED Strip |
| Voltage | 24V DC |
| PCB width | 10mm |
| LEDs per metre | 340 |
| Colour temperature | 2700K-6500K |
| Nominal power | 9 W/m |
| Nominal light output | To be confirmed |
| Calculated output at 10m | To be confirmed |
| CRI | Ra >90 |
| Cut interval | Cut anywhere |
| Max Length | 10 Metre |
| Cable Length | 15cm |
| Adhesive | 3M Tape |
| IP rating | IP20 - dry indoors |
| Warranty | 7 Years |

Unlit FreeCut construction illustration. Colour output is specified for the selected product.

Unspecified figures are not inferred from another strip.

## CHOOSING A COLOUR TEMPERATURE




Illustrative colour-temperature comparison; finishes, dimming and screens affect appearance.

| | |
|---|---|
| **2700K** | Soft golden-white for bedrooms, living spaces and hospitality. |
| **4000K** | Neutral white for worktops, wardrobes and practical task lighting. |
| **6500K** | Cool white for bright display details and contemporary interiors. |
| **3000K** | Warm everyday light for kitchens, shelving and relaxed interiors. |
| **5000K** | Crisp daylight white for work areas, displays and utility rooms. |

# Dimensions, description and handling

Dimensions, description and what arrives in the box

## DIMENSIONS

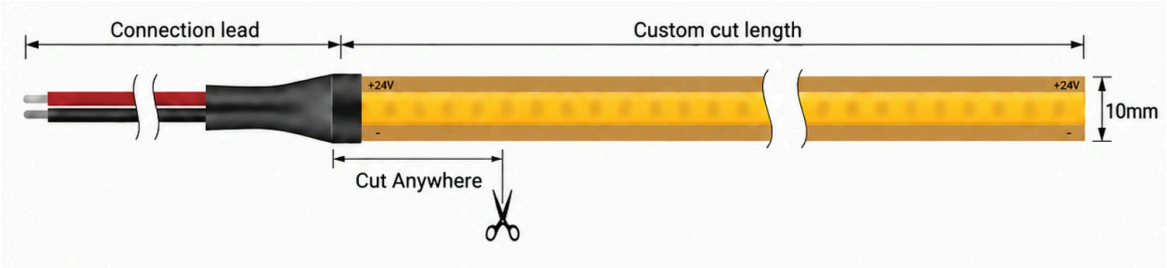


PCB width 10mm. Maximum powered run 10m from one end. 15cm connection lead included.

## DESCRIPTION

This 10mm FreeCut COB strip uses 24V DC, 340 LEDs per metre and 9W/m to create a smooth line of light. Choose from five fixed white tones for dry kitchen cabinetry and joinery.

The lights are custom cut to length to suit your specific requirement. FreeCut construction has no fixed cutting interval. Make a clean, supported cut with power disconnected; electrical connections still need suitable accessible contacts.

Use up to 10m powered from one end. Calculated strip loads: 1m = 9W; 5m = 45W; 10m = 90W. Select a regulated 24V constant-voltage driver and follow its specified headroom and ventilation requirements.

Mount in a suitable profile in dry indoor areas. Check channel clearance, cable voltage drop, connector current capacity and any single-colour dimmer before fitting.

Lifetime: To be confirmed | Operating temperature: To be confirmed | Certification: To be confirmed

## IN THE BOX

- FreeCut COB strip in the selected or made-to-measure length, with 1 × 15cm connection lead.

## WIRING DIAGRAM

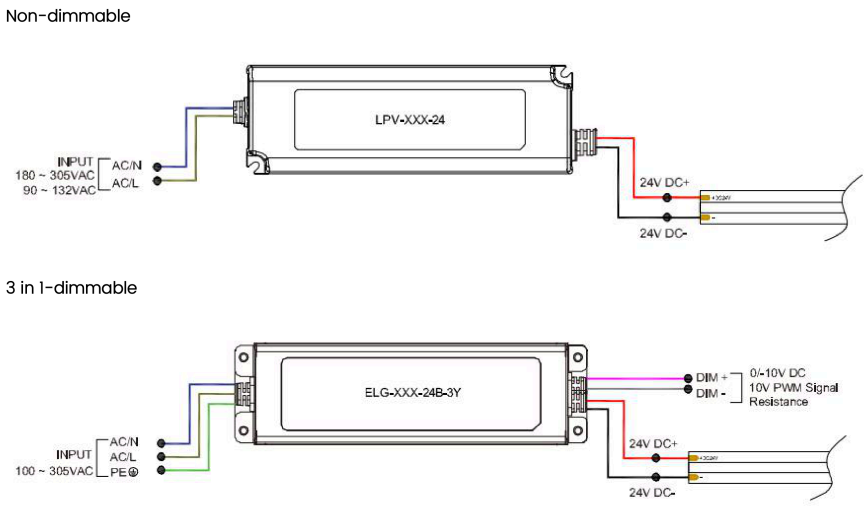


Non-dimmable and 3-in-1 dimmable 24V driver examples. Driver and controls are separate unless selected.

## Cautions

Read before cutting, bending or powering the strip

### HANDLING AND INSTALLATION

#### Unroll and support

Position the strip gradually. Keep the PCB supported and free from tension.

#### Keep the reel controlled

Feed progressively from the reel during fitting. Fully unroll before applying power.

#### Avoid sharp folds

Do not crease the strip around a sharp corner or twist it across its width.

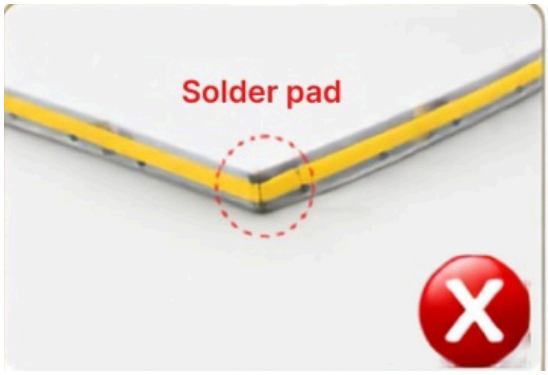


#### Protect solder pads

Do not bend at a pad or joint. Support cables so they cannot pull on the connection.

### SAFETY WARNINGS

WARNING: Use only a 24V constant-voltage DC supply matching the voltage marked on the light. Never connect the DC light directly to 220-240V AC mains; incorrect voltage can damage it.

- Observe polarity. Insulate unused conductors separately and never short + and -. Any multi-point feeding must follow a properly designed 24V circuit.
- Never power the strip while it is coiled on the reel. Heat builds in the coil, which can damage the LEDs and adhesive and create a fire risk.
- The strip is static-sensitive. Wear an anti-static wrist strap or suitable gloves when handling it.

Damage caused by incorrect voltage or direct mains connection is not covered by warranty where House of LEDs is not at fault. House of LEDs accepts no liability for loss or damage caused by such connection where it is not at fault. This does not exclude liability for our negligence or breach of statutory duty, or affect your statutory rights.

For product selection, connection preparation or help with your project, contact House of LEDs: 01952 370085 | sales@houseofleds.co.uk.

## Compatible profiles

Aluminium channels and silicone covers sized to accept this 10mm PCB

### ALUMINIUM AND SILICONE PROFILE OPTIONS

SURFACE
ALPROFILE-509
17×8mm
1m / 2m

SURFACE
PROF-1210B-1M
12×10mm
1m; 2.45m version also available

RECESSED
ALRPROF25X7X12-508
25×7mm
1m / 2m

RECESSED
ALPROFILE613B
24×14.2mm
1m

CORNER
CP16X16MM-1M-WH
16×16mm
1m / 2m

CORNER
PROFILE614
19×19mm
1m / 2m

PLASTER-IN
S-PIP-P1513-1M
55.5×13mm
1m / 2m / 2.45m



PLASTER-IN
B-PIP-P2015-2M
bendable
2m / 3m




SILICONE
T1510
15×10mm
1m-20m; 25m-50m in 5m steps



SILICONE
T1616
16×16mm
1m-20m; 25m-50m in 5m steps

SILICONE
T2010
20×10mm
1m-20m; 25m-50m in 5m steps



SILICONE
SD1220
12×20mm
1m-20m; 25m-50m in 5m steps

Profile sizes shown are the external channel/cover dimensions, not the LED strip dimensions. Confirm connector clearance and thermal suitability for the chosen length and load. A silicone cover does not by itself make an IP20 strip waterproof.

Click a profile card to view current lengths and ordering options. Profiles, covers, drivers and controls are separate accessories unless included in your order. Contact House of LEDs for help choosing a suitable mounting detail.